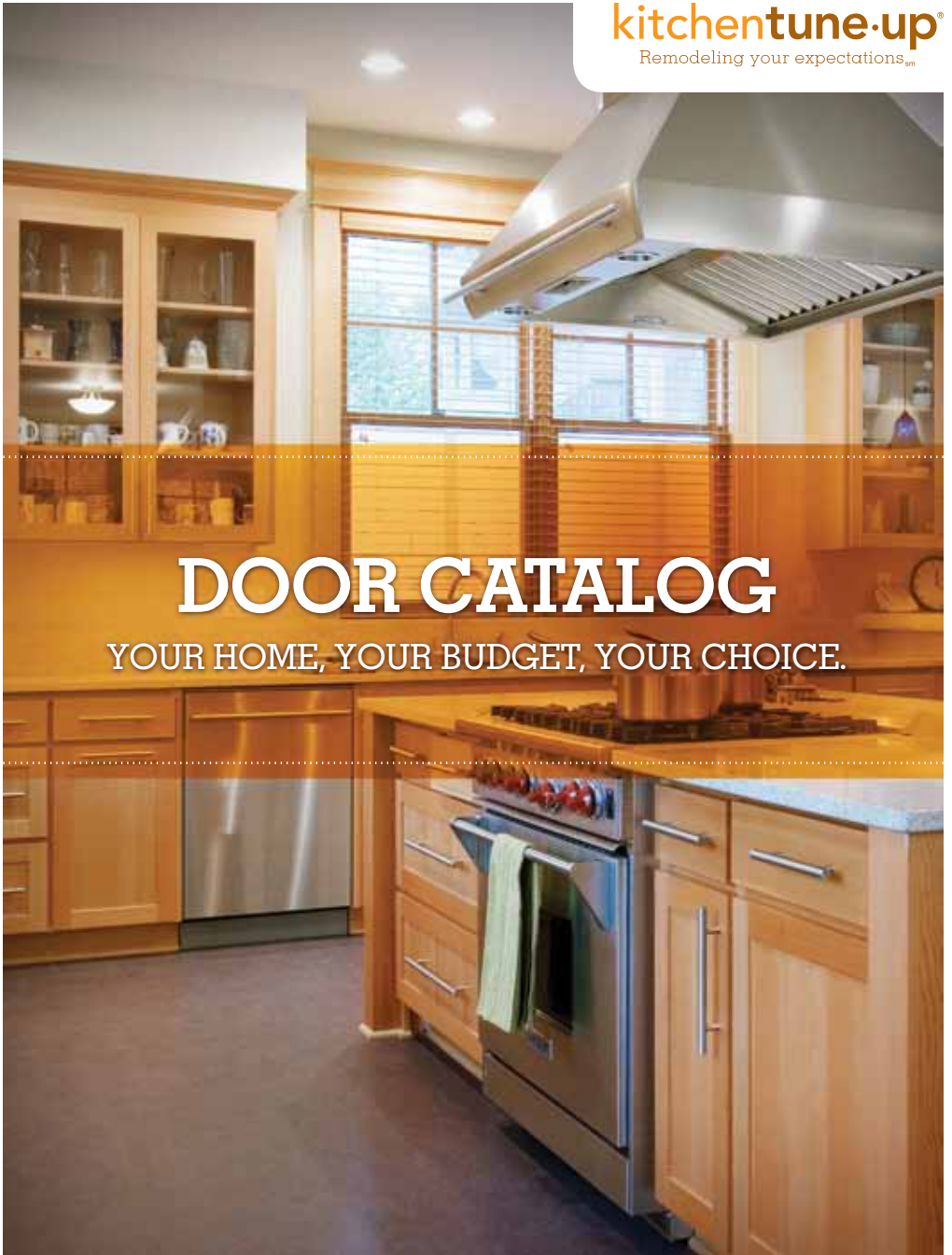


# DOOR CATALOG

YOUR HOME, YOUR BUDGET, YOUR CHOICE.



## GENERAL DESCRIPTIONS

### Wood Species

BUDGET FRIENDLY

HIGHER INVESTMENT

\$\$ ----- \$\$\$ ----- \$\$\$\$ ----- \$\$\$\$\$



#### OAK \$\$

Color and grain variations found in natural red oak can be quite dramatic. Typically, natural red oak has a higher number of mineral stains, sapwood and pin knots. Darker stains reduce this concern. White oak is mostly straight-grained with a medium to coarse texture, with longer rays than red oak.



#### MAPLE \$\$\$

Maple varies from creamy white with a slight reddish brown tinge to light or even dark reddish brown. The wood has a close fine, uniform texture and is generally straight-grained, but it can also occur as "curly," "fiddle back," and "birds-eye" figures. Maple is an excellent wood to finish and accepts paint well.



#### CHERRY \$\$\$\$

Cherry varies from rich red to reddish brown and will darken with age and upon exposure to light. The wood has a fine uniform, straight grain, satiny, smooth texture, and may naturally contain brown pith flecks and small gum pockets.



#### HICKORY \$\$

Hickory is a very strong, hard, heavy wood. The color variations are quite dramatic, ranging from creamy white to dark browns and deep red tinges. Hickory is full of character with streaks, knots, swirls, and heavy grain. The look of hickory can be very rustic if clear finished. Darker stains will diminish, but not eliminate the boldness.



#### BIRCH \$\$

Birch varies from light reddish brown to very light cream. The wood is generally straight-grained with a fine uniform texture. Birch is generally characterized by a plain and often curly or wavy pattern.



#### ALDER \$\$

Alder is almost white when freshly cut, but it quickly changes upon exposure to air, becoming light brown with a yellow or reddish tinge. The wood is fairly straight-grained with a uniform texture.



#### WALNUT \$\$\$\$\$

Walnut varies from light brown to dark chocolate brown, occasionally with a purplish cast and darker streaks. The wood develops a rich patina that grows more lustrous with age. The wood is generally straight-grained, but sometimes with wavy or curly grain that produces an attractive and decorative figure.



#### RIGID THERMOFOIL (RTF) \$\$

A popular option if you are looking for consistency in grain and texture and easy maintenance. The process uses an innovative "membrane press" technology that can duplicate the look of solid wood and is also found in a variety of colors and finishes.

## GENERAL DESCRIPTIONS

### Door Styles



#### SLAB

A modern look, sometimes with slightly curved edges. Slab doors are commonly used in Arts & Crafts, Contemporary and Transitional designs.



#### RECESSED PANEL

This door has a flat panel inset inside a picture frame. Recessed panel doors are commonly used in Arts & Crafts, Cottage, Contemporary and Transitional designs.



#### RAISED PANEL

*Most Popular Choice*

Unlike the recessed panel, the center panel is raised up with a detailed profile. Raised panel doors are commonly used in Old World, Cottage, Transitional and Traditional designs.



#### BEADED/SHAKER

Beaded doors have a beaded or grooved recessed panel in them. They are typically used in Arts & Crafts, Cottage and Old World designs.



#### MITERED

These doors are constructed using 45° mitered corners for added interest and detail. They are typically used in Formal, Old World, Transitional and Traditional designs.



#### ARCH RAISED PANEL

This door has the same raised panel as the raised panel door, but with an arch at the top. They are typically used in Formal, Old World, Transitional and Traditional designs.

# RAISED PANEL

The most popular style is the traditional raised panel.

Made from the finest woods available, our panel doors are crafted with a solid wood frame and solid wood panel. Raised panel doors have come a long way. There are many options to choose from. On these pages you will see a sampling of styles and colors, many of which can be interchanged.

MAPLE



KS HALF CIRCLE SELECT  
WHITE MAPLE NATURAL



BW DO4000 MAPLE  
NATURAL WHITE GLAZE



WM 125 MAPLE NATURAL



KS KBD-10 WHITE MAPLE  
HARVEST GOLD

CHERRY



KS SRP-10 CLEAR  
CHERRY NATURAL



WM 144 CHERRY CIDER



BW DO400 CHERRY NATURAL  
PLANTATION GLAZE



BW DO4200 CHERRY  
PICKLE

OTHER WOODS



KS SRP-10 HICKORY  
NATURAL



KS SRP-10 BUTTERNUT  
NATURAL



BW DO400 HICKORY  
WHEAT PLANTATION  
GLAZE



KS SRP-10 WALNUT  
NATURAL

OAK



WM 200 OAK NATURAL



BW DO450 OAK WHEAT



BW DO400 OAK  
FRUITWOOD



BW DOH4200 OAK  
BLACK WALNUT

MAPLE



BW DO470 MAPLE  
SALEM MAPLE



BW DO400 MAPLE SALEM  
MAPLE WHITE GLAZE



BW DOVH400 MAPLE  
PECAN (AM)



KS KM-205 WHITE MAPLE  
MISSION MOCHA

CHERRY



BW DO4200 CHERRY  
PECAN



KS SRP-350 CLEAR CHERRY  
ARTISAN REDWOOD



BW DO400 CHERRY SALEM  
MAPLE FURNITURE FINISH



BW DO4000 CHERRY  
BURGUNDY

OTHER WOODS



BW DO400 HICKORY  
SALEM MAPLE



KS SRP-10 ALDER  
COLONIAL CHERRY



BW DOH400 WALNUT  
NATURAL



BW DO4200 WALNUT  
BURGUNDY

# RECESSED PANEL & SHAKER

Many of today's homeowners like the classic style and clean lines that define the Shaker kitchen. The look is clean and simple yet sturdy. The flat center panel can be made of solid wood, plywood, or even Medium Density Fiberboard (MDF).


MAPLE



KS SK-901 SELECT WHITE MAPLE NATURAL



WM 150 MAPLE NATURAL



BW DOBS410 MAPLE PECAN PLANTATION GLAZE



BW DO410 MAPLE PECAN

CHERRY



KS KM-7014 CHERRY NATURAL



BW DOVH410 CHERRY SALEM MAPLE FURNITURE FINISH



KS KM-7017 CHERRY COLONIAL CHERRY



BW DOH410 KNOTTY CHERRY NATURAL

OTHER WOODS



KS SRP-30 WHITE BIRCH PICKLED WHITE



KS SRP-10-PP WHITE BIRCH NATURAL



KS CONTEMPORARY-105 ASH HARVEST GOLD



KS CONTEMPORARY-VG ASH FRUITWOOD

OAK



BW DOH410 OAK NATURAL



WM 405 OAK WHEAT



BW DO410 (BIM) OAK BURGUNDY



KS MIS-801 QUARTERSAWN WHITE OAK MISSION OAK

MAPLE



KS SK-903 SELECT WHITE MAPLE PECAN



KS SK-902 SELECT WHITE MAPLE PECAN



KS KM-SOUTHWESTERN-PP SELECT WHITE MAPLE MISSION MOCHA



KS SDS-301 SELECT WHITE MAPLE DRIFTWOOD GLAZE

CHERRY



BW DOVH410 (SIM) CHERRY SALEM MAPLE CHOCOLATE GLAZE



KS KM-ROPE-PP CHERRY ARTISAN ROSEWOOD



KS SK-901 CHERRY WILD CHERRY



BW DOVH410 CHERRY SALEM MAPLE (BIM)

OTHER WOODS



BW DO410 KNOTTY ALDER NATURAL



BW DO410 HICKORY FAWN (BIM)



BW DO4102 HICKORY SALEM MAPLE WHITE GLAZE



BW DOH410 DISTRESSED KNOTTY ALDER SALEM MAPLE CHOCOLATE GLAZE

# GLAZED

Applying a hand wiped glaze to the recessed areas on each door highlights the natural beauty of these finely-crafted wood doors. Glaze finishes create breathtaking depths of color while adding luster and definition.

Glazing is available on most door styles and with most stain colors.

If you're searching for a special look, these glazed doors may be the answer to create that unique look for your home.

MAPLE



BW DOVH400 MAPLE BISCUIT CHOCOLATE GLAZE



BW DO4000 MAPLE NATURAL WHITE GLAZE



BW DO400 MAPLE NUTMEG WHITE GLAZE



BW DO400 MAPLE SALEM MAPLE CHOCOLATE GLAZE

CHERRY



BW DO400 MAPLE PECAN PLANTATION GLAZE



BW DO400 CHERRY NATURAL PLANTATION GLAZE



BW DOVH410 CHERRY SALEM MAPLE CHOCOLATE GLAZE



BW DO4502 CHERRY FAWN CHOCOLATE GLAZE

OTHER WOODS



BW DO400 HICKORY WHEAT PLANTATION BROWN GLAZE



BW DO3MP400 HICKORY SALEM MAPLE CHOCOLATE GLAZE



BW DOVH400 ALDER FRUITWOOD CHOCOLATE GLAZE



BW DOVH400 DISTRESSED KNOTTY ALDER FRUITWOOD CHOCOLATE GLAZE

# GLAZED

OAK



BW DO400 OAK PECAN WHITE GLAZE



BW DO400 OAK SALEM MAPLE CHOCOLATE GLAZE

MAPLE



BW DO400 (AM) MAPLE SALEM MAPLE WHITE GLAZE



KS SDS-301 SELECT WHITE MAPLE DRIFTWOOD GLAZE

CHERRY



KS KM-ROPE CLEAR CHERRY RUSTIC GLAZE



BW DO400 CHERRY COGNAC GLAZE

OTHER WOODS



BW DO400 HICKORY SALEM MAPLE CHOCOLATE GLAZE



BW DO400 KNOTTY ALDER SALEM MAPLE CHOCOLATE GLAZE



## RAISED & RECESSED PANEL MITERED

Our doors are joined at the corners with a miter joint. This type of door features an elegant look, which in the past was cost prohibitive.



KS KM-ROPE SELECT WHITE  
MAPLE BUCKWHEAT GLAZE



WM 125 MAPLE NATURAL



KS KM-805 SELECT WHITE  
MAPLE BUCKWHEAT GLAZE



KS KM-105 SELECT WHITE  
MAPLE NUTMEG



WM 142 CHERRY CIDER



BW DO3MP400 MAPLE  
CHERRY MAHOGANY



BW DO3MP400 CHERRY  
PECAN PLANTATION GLAZE  
FURNITURE FINISH



KS KM-1205 CHERRY WILD  
CHERRY



BW DO3MP400 MAPLE  
COUNTRY CINNAMON



KS KM-1205 CHERRY WILD  
CHERRY BLACK GLAZE



BW DO3MP400 HICKORY  
SALEM MAPLE CHOCOLATE  
GLAZE



KS KM-205 SELECT WHITE  
MAPLE MISSION MOCHA

## VENEER PANEL

If you are looking for an affordable alternative to a solid panel door, the veneer panel door may be the perfect choice for you. The frames are made from solid wood and the center panel is crafted from high quality real wood veneer. They are available in five colors and two different styles.

OAK



WM 403 OAK HARVEST



BW 700 OAK CHESTNUT



NC 200 MO2 P001 OAK  
FOX TAIL



NC 600 I04 O01 P010 QUARTER  
SAWN WHITE OAK MOOSE NOSE

MAPLE



KS SK-901 SELECT WHITE  
MAPLE NATURAL



NC 300 MO4 MAPLE NATURAL



KS KM-605-PP MAPLE  
MISSION MOCHA



NC 200 MO7 P009 MAPLE  
CORDOVAN LEATHER

CHERRY



NC 200 MO5 CHERRY NATURAL



KS KM-ROPE-PP CLEAR  
CHERRY ARTISAN ROSEWOOD



NC 200 MO1 CHERRY  
CORDOVAN LEATHER



KS KAM-7017-PP CHERRY  
COLONIAL CHERRY

## RIGID THERMOFOIL (RTF)

Rigid Thermofoil doors are a durable and long lasting door. Along with the standard white and antique white colors, you can also choose from an array of fabulous wood grain colors. With the modern technology now available, this new generation of RTF wood grain doors have the depth and grain of real wood doors. These doors resist peeling, flaking, and chipping. Easy care and consistent look makes our RTF doors a top seller.

All of our colors are available with matching backs—another first in the industry.



NC SHAKER DOUBLE SHAKER SNOW WHITE



NC TRADITIONAL CLASSIC SATIN X



NC HERITAGE STAFFORD WHITE SATIN



NC GLAZED MANCHESTER I SNOW WHITE WALNUT GLAZE



NC HERITAGE STONEBRIDGE BISQUE



NC SHAKER SHAKER ELITE SILK



NC TRADITIONAL NORTH WOODS CREAM MATTE



NC HERITAGE CUMBERLAND ANTIQUE



NC GLAZED AMESBURY II ANTIQUE WHITE WALNUT GLAZE



NC SELECT 4 PASS DESIGNER ALMOND (A302-B102)



NC SHAKER COUNTRY SHAKER VANILLA



NC CONTEMPORARY AVIERO SHARK



NC CONTEMPORARY NOVARA BLONDE MAPLE



NC SHAKER SHAKER HARD ROCK MAPLE



NC CONTEMPORARY CORTINA NATURAL APPLE



NC GLAZED STONEBRIDGE SAKURA CHERRY WALNUT GLAZE



NC CONTEMPORARY VERONA HONEY ALDER



NC SHAKER LANCASTER ELITE CHERRY PEAR



NC CONTEMPORARY ITALIA SIENNA WILD APPLE



NC GLAZED CLASSIC SIENNA WILD APPLE WALNUT GLAZE




NC SELECT 5-PASS SUMMERFLAME



NC CONTEMPORARY ELEGANTE EXECUTIVE CHERRY



NC GLAZED BRECKENRIDGE MAJESTIC WALNUT WALNUT GLAZE



NC SHAKER BRADFORD CHOCOLATE PEAR



NC SELECT 3-PASS CAYENNE MAPLE



NC 3 PASS HARD ROCK MAPLE

## DESIGNER DOORS

Would you like to have a long lasting, durable, but also a beautiful looking kitchen? You can have it all in the stunning Portabella series. This attractive 5-piece RTF door is styled and designed in Italy. It gives you the look of real wood combined with the durability of RTF.



NC PORTABELLA TRAD.  
MITERED BISQUE CARAMEL  
GLAZE

NC PORTABELLA FRENCH  
MITERED BISQUE MOCHA  
GLAZE

NC PORTABELLA TRAD.  
MITERED BLONDE MAPLE FP

NC PORTABELLA TRAD.  
MITERED BLONDE MAPLE RP



NC PORTABELLA FRENCH  
MITERED CANDLELIGHT FP

NC PORTABELLA FRENCH  
MITERED RUSTIC CHERRY RP

NC PORTABELLA FRENCH  
MITERED SUMMERFLAME FP

NC PORTABELLA TRAD.  
MITERED SUMMERFLAME RP

## PAINTED

If you are searching for an alternative to a stained or glazed finish, a painted finish may be the right selection for you. A painted door with an accent glaze can give an old world feeling, while a painted white door can give more of a contemporary feel.



BW DO400 BISCUIT CHOCOLATE GLAZE



BW DO400 WHITE ANTIQUE



KS SK-EGG&DART  
MACADAMIA GLAZED



BW DO470 WHITE



KS SDS-101 BRICKLE GLAZED



BW DOVH400 BISCUIT



BW DOBS410 BISCUIT  
CHOCOLATE GLAZE



BW DO400 ALMOND ANTIQUE



BW DOVH400(AM) BISCUIT  
CHOCOLATE GLAZE



KS SDS-301 DRIFTWOOD  
GLAZED



KS SDS-705 TUMBLEWEED  
GLAZED



KS SK-923 BOLD BRICK



BW DO400 BLACK

## MULLIONS

Do you have a few pieces of select china or glassware you would love to display? Accenting your kitchen with one or two mullion doors is just the way to do it. Mullion doors have a strip of wood separating the panel into panes. Typically glass is inserted.

We have a complete line of mullion doors to go with any door selection you may choose. The mullion doors shown are just a partial representation of our offering.



KS SK-10-MULTI-LITE SELECT  
WHITE MAPLE CHERRY



KS SDS-101-MULTI-LITE CLEAR  
CHERRY NATURAL



KS SRP-30-MULTI-LITE SELECT  
WHITE MAPLE CHERRY



KS SRP-9 SELECT WHITE  
MAPLE CHERRY



KS ML-LOTR HALF TOP SELECT  
WHITE MAPLE CHERRY




KS HALF CIRCLE MULTI-LITE  
SELECT WHITE MAPLE CHERRY



KS ML-LOTR SELECT WHITE  
MAPLE CHERRY



KS ML-TOMBSTONE SELECT  
WHITE MAPLE CHERRY



BW DO4112 CHERRY CHERRY  
MAHOGANY



BW MULLION DOORS

## SLAB, EXOTIC WOODS AND METAL DOORS

Are you looking for a clean or contemporary look? Use these doors in your entire kitchen or accent a special place to draw out it's beauty or add detail. Our slab doors will give you a clean look and can be done in a traditional wood species, RTF or even an exotic wood species. We can even mix wood species together on the same door for a completely different and eye-catching look. Metal framed doors with glass inserts can really put a New Age feeling into your kitchen. Use them to accent or display areas. They will add to the beauty of the other woods that you have used. Shown is a very small representation of the options available.



NC CONTEMPORARY  
NOVARA BLONDE MAPLE



NC CONTEMPORARY  
ELEGANTE EXECUTIVE CHERRY



NC FUSION BAMBOO



NC NOVA FIGURED ANIGRE



NC ELEMENT CHERRY WITH  
RED GUM



NC ELEMENT WENGE WITH  
WIDE STAVE BAMBOO



NC METALLIC FRAME 100



NC METALLIC FRAME 200



NC LEVEL DARK GREY  
ACRYLIC



## DRAWERS & DRAWER FRONTS

When you change your doors, drawer fronts also get an update.



NC CORTINA  
NATURAL APPLE



KS 4/4 COVE RAISED CLEAR  
CHERRY COLONIAL CHERRY



NC STONEBRIDGE W/SAKURA  
CHERRY/WALNUT GLAZE



ED ALUMINUM DRAWER  
SS FINISH



KS SRP-10-DF CLEAR  
CHERRY NATURAL



KS 4/4 REGULAR RAISED SELECT  
WHITE MAPLE NATURAL



NC PORTABELLA BISQUE  
WITH GLAZE



NC PORTABELLA  
SUMMERFLAME W/GLAZE

Now that you have new doors and drawer fronts, you should take a look at the quality of your drawer boxes. Kitchen Tune-Up can change out some of your drawer boxes and install new drawer glides. Look at upgrading your drawer glides to full extension or even soft close glides for easier use and appeal.



## MOLDINGS & ACCESSORIES

Even an ordinary kitchen can be turned into a designer's dream with the addition of moldings to your cabinets. Use individually or stack various styles of moldings to add a dramatic touch to your kitchen.

Kitchen Tune-Up also offers numerous other accessories such as roll-out trays, wine racks, appliance garages, Lazy Susans, pull-out garbage and recycle centers and more.

Ask your local Kitchen Tune-Up owner for all of your options.



LARGE CROWN



CROWN WITH ROPE



CROWN WITH DENTIL



ARCHED VALANCE



WAVE VALANCE



SCALLOPED VALANCE



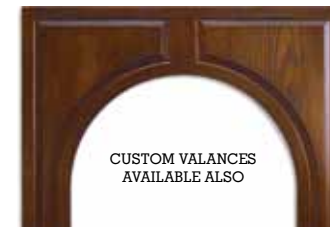
KS STANDARD  
FILLER



KS CLC  
ROPE TURNING



KS CLC  
REED TURNING



CUSTOM VALANCES  
AVAILABLE ALSO



BUN FEET



Lazy Susans, spice racks, and custom made roll-out trays can help organize any kitchen.

## PRICE SAVERS

Do you need to dress up your apartments, condos, hotels or office buildings? Maybe you just want to remodel your kitchen on a budget. Kitchen Tune-Up has many options for the price savvy customer.

Take a look at some of our economical options, we think you will be pleasantly surprised. These doors are available in a wide variety of colors.



NC SELECT 3 PASS  
GLACIER



NC SELECT 4 PASS  
DESIGNER ALMOND



NC SELECT 2 PASS  
ANTIQUE WHITE



NC CONTEMPORARY  
NOVARA BLONDE MAPLE



NC CONTEMPORARY  
CORTINA NATURAL APPLE



NC CONTEMPORARY VERONA  
HONEY ALDER



NC CONTEMPORARY ITALIA  
SIENNA WILD APPLE



NC CONTEMPORARY  
ELEGANTE EXECUTIVE  
CHERRY



NC SELECT 3 PASS  
CAYENNE MAPLE

## IDEA GALLERY

### REDOORING



BEFORE



AFTER

NC PORTABELLA TRADITIONAL  
RAISED PANEL BISQUE WITH GLAZE

### REFACING



BEFORE



AFTER

NC GLAZED STONEBRIDGE SNOW WHITE  
WITH WALNUT GLAZE

## IDEA GALLERY

## CHECK OUT ALL OF THE KITCHEN TUNE-UP SERVICES

### REFACING PLUS



BEFORE



AFTER

BW DO400 MAPLE PECAN PLANTATION  
BROWN GLAZE WITH PP6 PANEL PROFILE

### NEW KITCHEN



BEFORE



AFTER

BW DO400 MAPLE NATURAL

### ORIGINAL 1-DAY TUNE-UP

For anyone that values your existing wood and is looking to maintain and enhance it. A Tune-Up is our signature wood reconditioning process. We start by separating, then removing the build-up (dirt, grease, wax, smoke, and dust) from the wood's original finish. Then we touch-up and blend the areas where color may have faded and apply a few proprietary products. Finally, we treat your cabinets with special penetrating oil that restores dried-out wood fibers, or apply an entirely fresh coat of finish.

### REDOORING

To redoor your kitchen cabinets, we replace your doors and drawer fronts with new ones in your choice of style that are color-matched to blend with your existing cabinet boxes. We replace your hinges and offer a wide variety of new pulls and knobs to complete the new look. An affordable way to make a dramatic change in 1-2 days.

### REFACING

You may already own 50% of your new kitchen. Cabinet refacing enables you to revitalize your kitchen with new doors, drawer fronts and matching veneer, while keeping your existing cabinet boxes. This creates a "new kitchen" look without the "new kitchen" price tag.

### NEW CABINETRY

If you would like to change the layout of your kitchen, need special cabinetry or simply have your heart set on new cabinets, we can help. We provide a design that really highlights your choices and respects your budget.

### BATHROOM REMODELING

Kitchen Tune-Up is more than kitchens. Let our experts help bring out the best in your bathroom. With our wood and bathroom-specific remodeling options, not only will we make your bathroom look beautiful, we'll make it practical and convenient for everyday use.

Try our **FREE** online design tool at [kitchentuneup.com](http://kitchentuneup.com)

**in·tune**  
customer service™  
FROM KITCHEN TUNE-UP

## Trustpoints

It's customer service that's in tune with you. It's the fresh new look you want without the remodeling hassles you may have experienced in the past. **It's eight trustpoints that set us apart from ordinary remodeling service companies.**

These Trustpoints are representative of our customer service philosophy. If you would like to comment on our award-winning service program, please call the Trust Line at 1-888-200-0586

TRUSTPOINT NO. 1  
*We guarantee our estimates.*

TRUSTPOINT NO. 2  
*We guarantee our work.*

TRUSTPOINT NO. 3  
*We arrive on time.*

TRUSTPOINT NO. 4  
*We clean our work area daily.*

TRUSTPOINT NO. 5  
*We return messages within 24 hours.*

TRUSTPOINT NO. 6  
*We strive for harmony with your daily routine.*

TRUSTPOINT NO. 7  
*We tell you what we're going to do before we do it.*

TRUSTPOINT NO. 8  
*We listen carefully, tell it straight and keep our promises.*

WOOD RECONDITIONING · REDOORING · CABINET REFACING  
CUSTOM CABINETS · MUCH MORE

Connect:

[kitchentuneup.com](http://kitchentuneup.com)

Each franchise independently owned and operated.  
Franchise areas available

